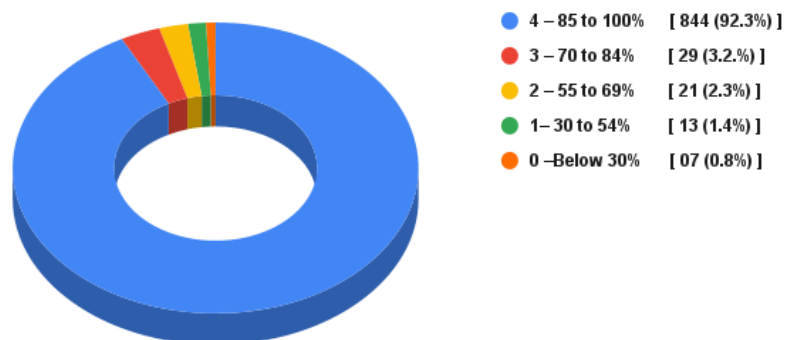


Student Satisfaction Survey (Academic Year 2023-2024)

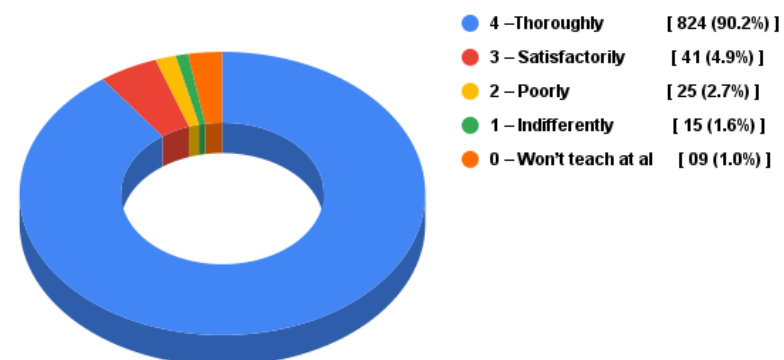
Que 1. How much of the syllabus was covered in the class?



Year 2023-2024

Total Count - 914

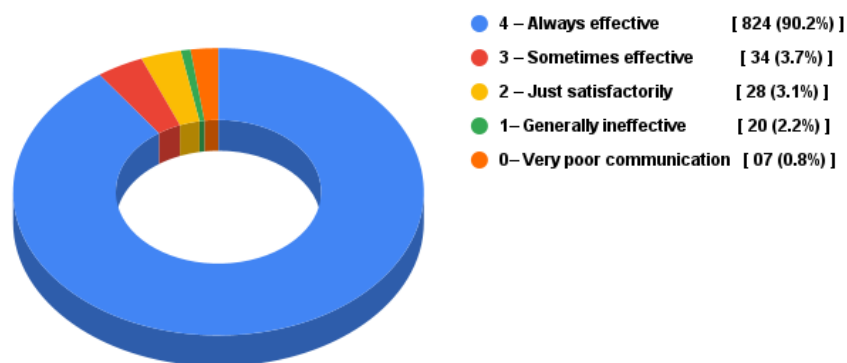
Que 2. How well did the teachers prepare for the classes?



Year 2023-2024

Total Count - 914

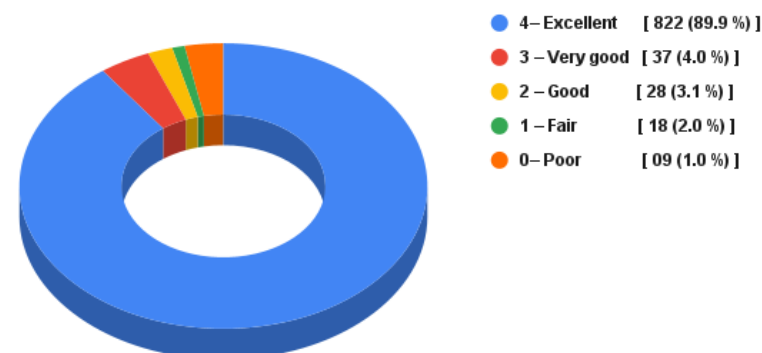
Que 3. How well were the teachers able to communicate?



Year 2023-2024

Total Count - 914

Que 4. The teacher's approach to teaching can best be described as

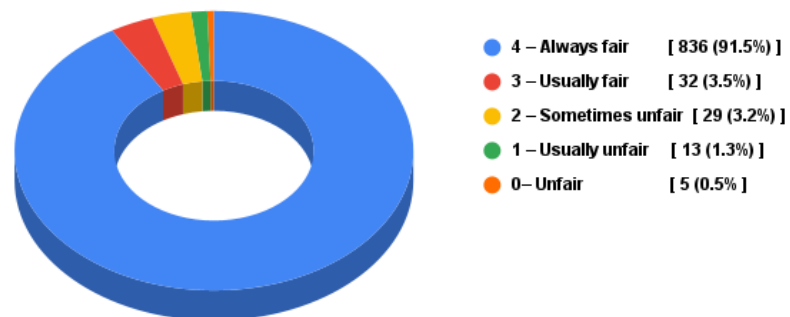


Year 2023-2024

Total Count - 914

Student Satisfaction Survey (Academic Year 2023-2024)

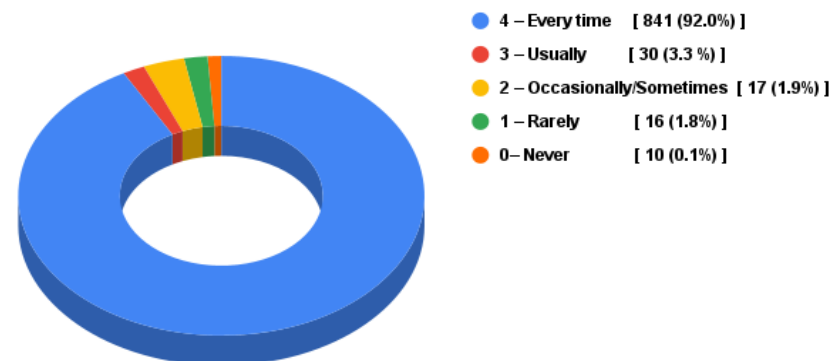
Que 5. Fairness of the internal evaluation process by the teachers.



Year 2023-2024

Total Count - 914

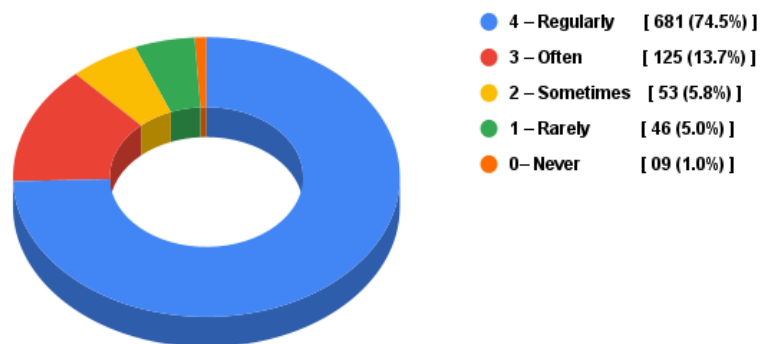
Que 6. Was your performance in assignments discussed with you?



Year 2023-2024

Total Count - 914

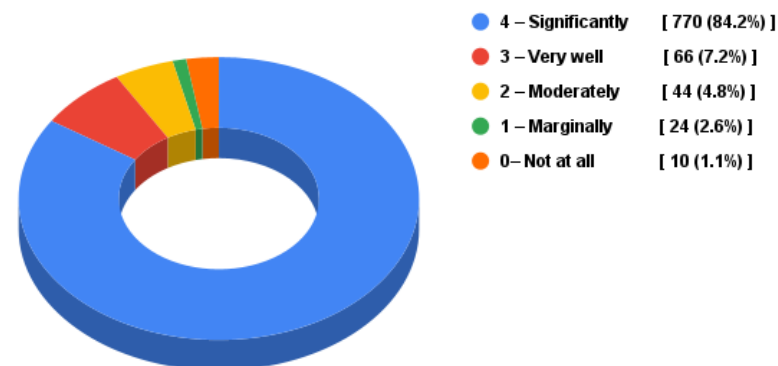
Que 7. The institute takes active interest in promoting internship, student exchange, field visit opportunities for students



Year 2023-2024

Total Count - 914

Que 8. The teaching and mentoring process in your institution facilitates you in cognitive, social and emotional growth

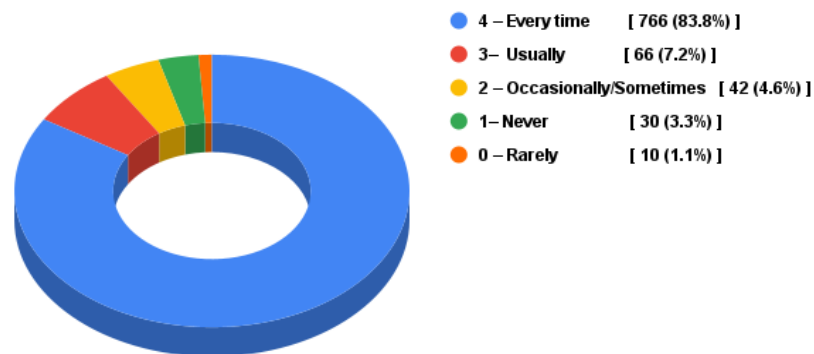


Year 2023-2024

Total Count - 914

Student Satisfaction Survey (Academic Year 2023-2024)

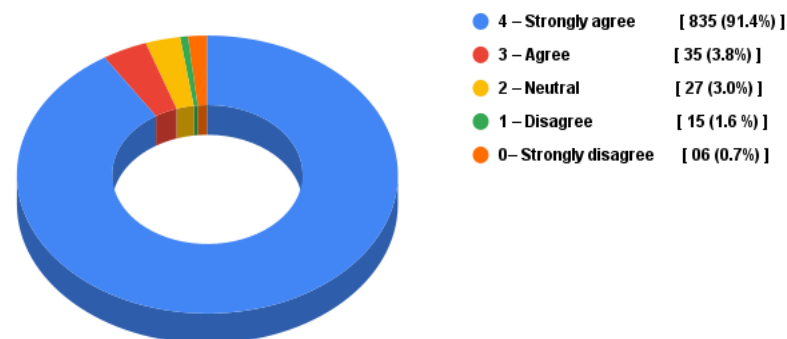
Que 9. Teachers inform you about your expected competencies, course outcomes and programme outcomes.



Year 2023-2024

Total Count - 914

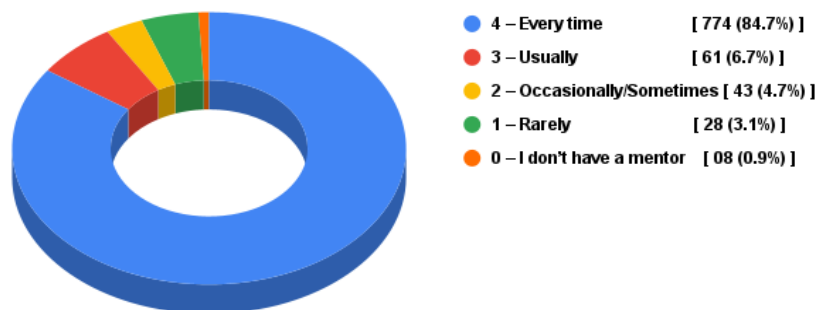
Que 10. The institution provides multiple opportunities to learn and grow



Year 2023-2024

Total Count - 914

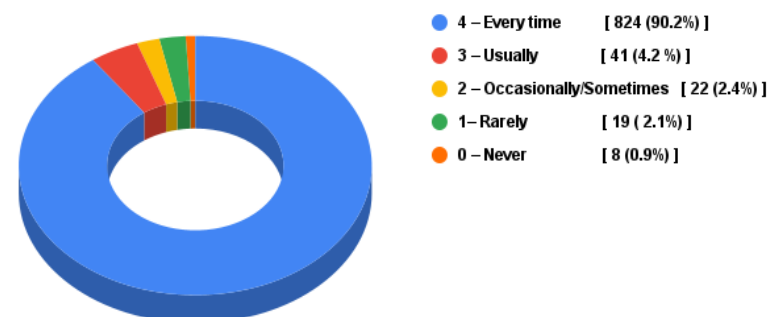
Que 11. Your mentor does a necessary follow-up with an assigned task to you



Year 2023-2024

Total Count - 914

Que 12. The teachers illustrate the concepts through examples and applications

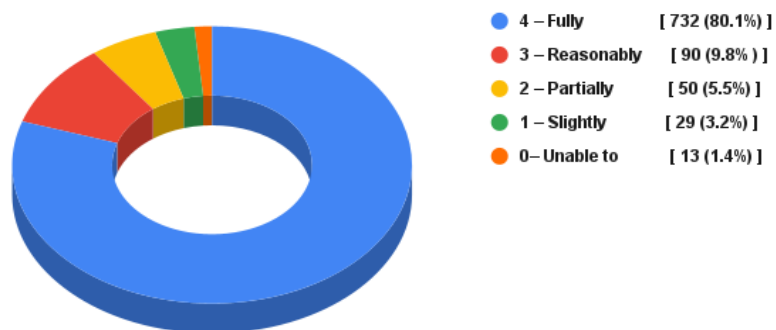


Year 2023-2024

Total Count - 914

Student Satisfaction Survey (Academic Year 2023-2024)

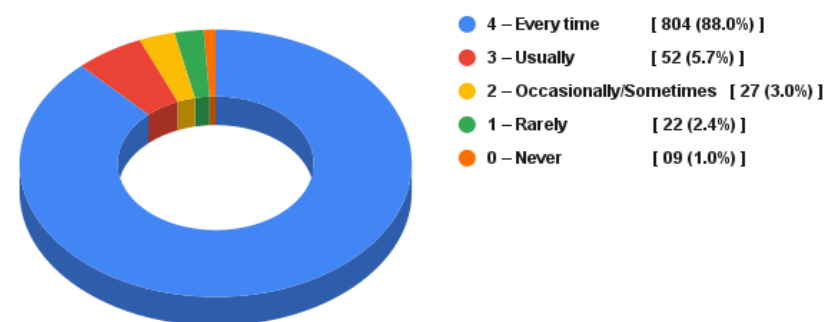
Que 13. The teachers identify your strengths and encourage you with providing right level of challenges.



Year 2023-2024

Total Count - 914

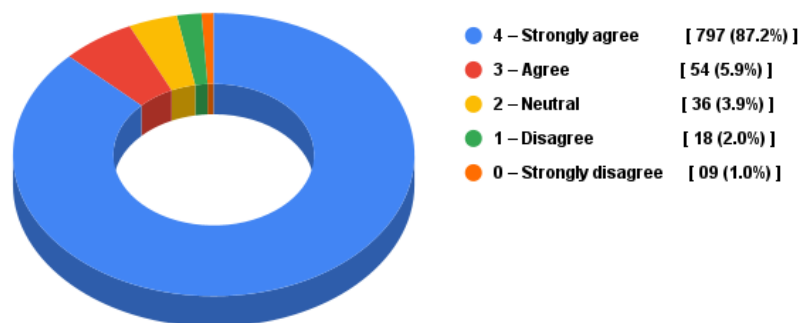
Que 14. Teachers are able to identify your weaknesses and help you to overcome them.



Year 2023-2024

Total Count - 914

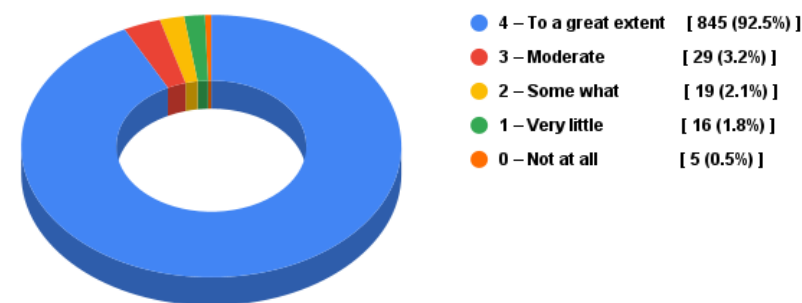
Que 15. The institution makes effort to engage students in the monitoring, review and continuous quality improvement of the teaching learning process.



Year 2023-2024

Total Count - 914

Que 16. The institute/ teachers use student centric methods, such as experiential learning, participative learning and problem solving methodologies for enhancing learning experiences.

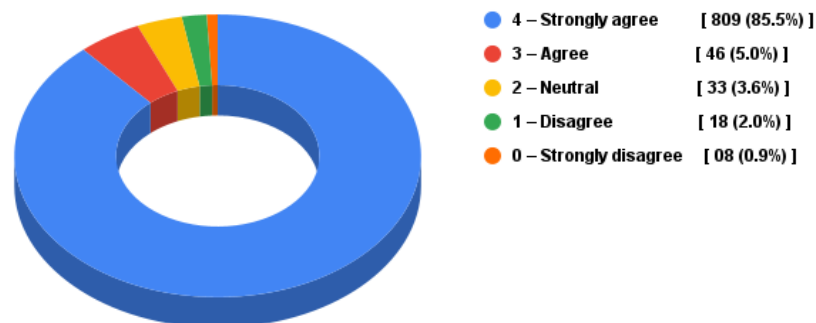


Year 2023-2024

Total Count - 914

Student Satisfaction Survey (Academic Year 2023-2024)

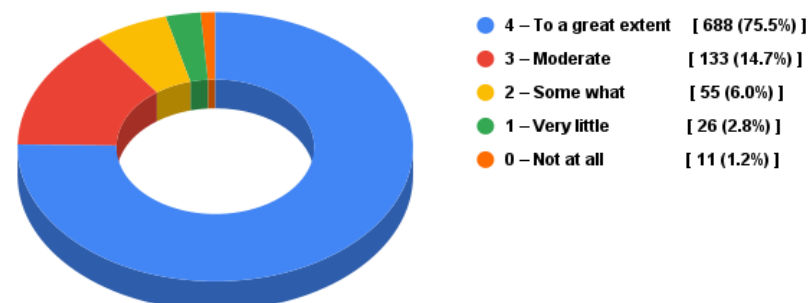
Que 17. Teachers encourage you to participate in extra curricular activities.



Year 2023-2024

Total Count - 914

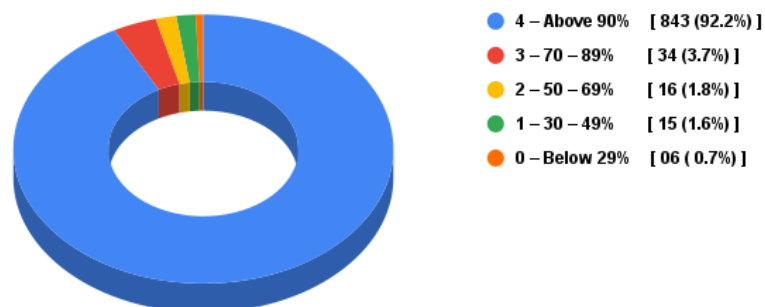
Que 18. Efforts are made by the institute/ teachers to inculcate soft skills, life skills and employability skills to make you ready for the world of work



Year 2023-2024

Total Count - 914

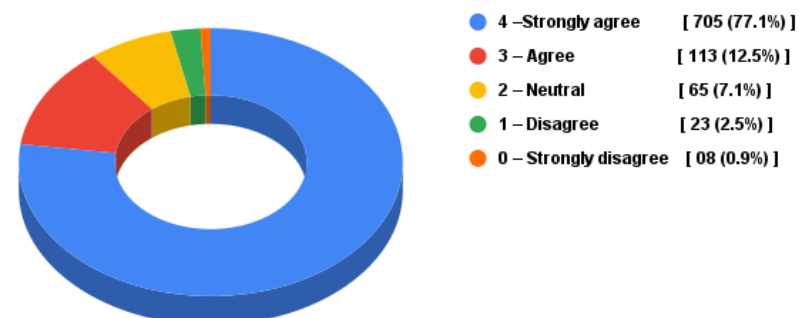
Que 19. What percentage of teachers use ICT tools such as LCD projector, Multimedia, ZOOM, Google Meet, Moodle etc. while teaching.



Year 2023-2024

Total Count - 914

Que 20. The overall quality of teaching-learning process in your institute is very good.



Year 2023-2024

Total Count - 914

